

# Gripper System

## Elevator or Lowerator

**modu**  
**MODU System**


Publication: GS2013Aug

### What is Gripper Conveyor

A Gripper Conveyor has many uses; it can be used to elevate products, lower products, or buffer products. It consists of 2 parallel sets of conveyor sections that are joined together on an adjustable mechanism which allows the unit to accommodate different size products. The Gripper unit can be configured to allow the product to be transferred at the same or different input/output transfer heights. The unit gently grips the product to be transferred and guides it to the next process.




Gripper conveyor with blower attached to remove dust from products.



### Features

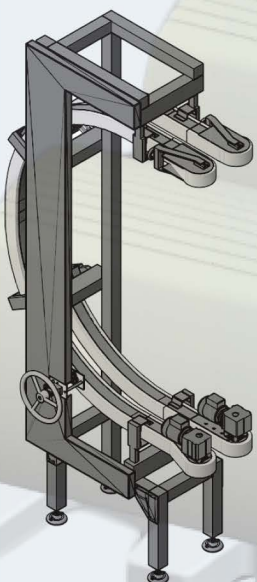
- Saves floor space and conveyor length
- Maximize space utilization by creating buffering at ceiling levels.
- Easy integrates with other application such as blowers, fillers, and packaging lines
- Flexible and lightweight - easy to install and accommodate site layouts.
- High capacity vertical transport



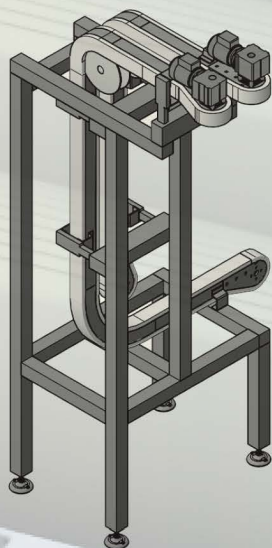
Gripping product with care while avoiding obstacle in cramp space

### Configuration Available

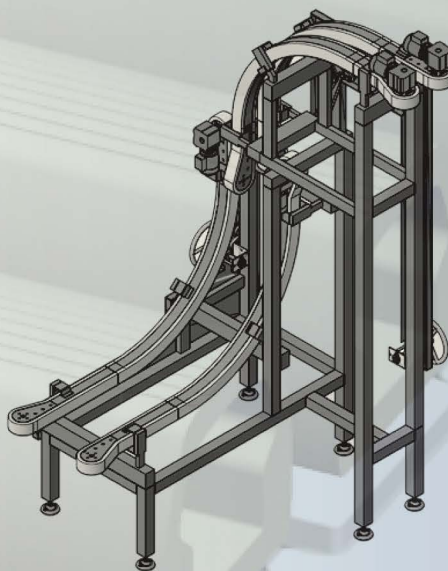
There are four main types of gripper conveyor available to suit your industrial application.



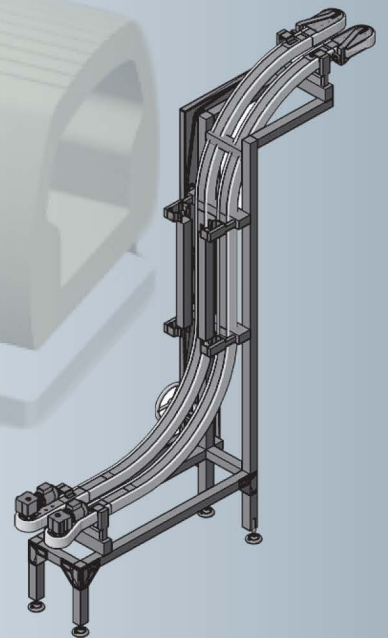
C-Flow



Simple Gripper Upender



Gripper Upender



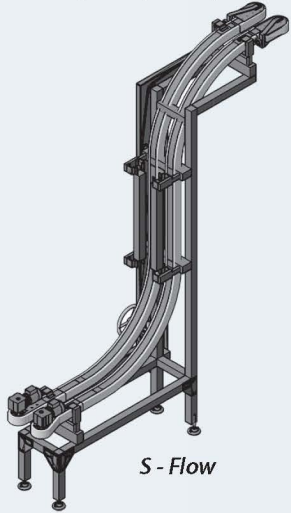
S-Flow




## Basic Functions

### 1. Product Elevation

Picks up items from an infeed conveyor and carries them (90° vertically) up or down to either a higher or lower output elevation. It then delivers the products to a discharge conveyor. This type of conveyor can be used for the following applications; buffering, filling, blow molding, palletizing, and packing to name a few.



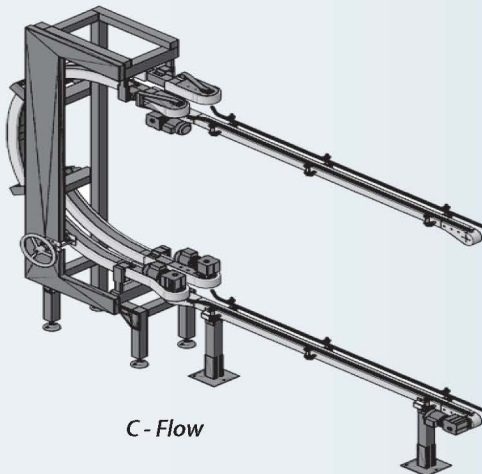
*S - Flow*



*S-Type Gripper Conveyor to elevate empty tin can*

### 3. Product Reverting

The Gripper picks up items from an infeed conveyor, changes product orientation from right side up to upside down, and delivers them to a discharge conveyor. This type of conveyor is used for cleaning and drying items before they enter a filling machine or printing process.



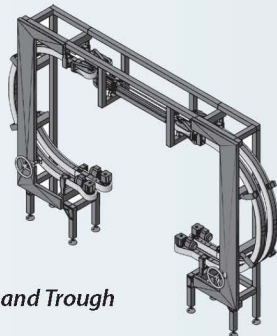
*C - Flow*

*Discharge Conveyor*

*Infeed Conveyor*

### 5. Inverter Air Rinser

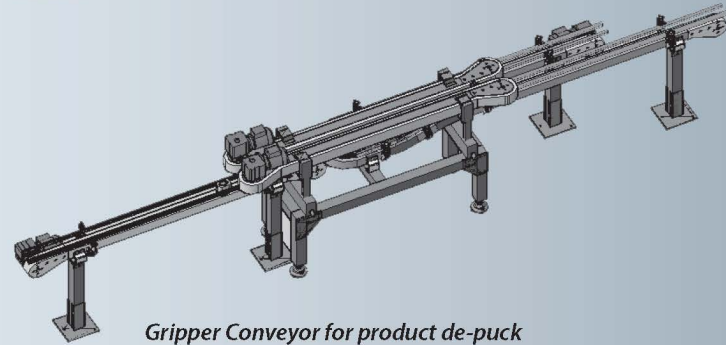
The Gripper picks up product from a horizontal infeed conveyor, inverts them 180° and passes them over an air rinsing or ionizing section (or similar equipment). After which it inverts them 180° back to their original orientation and delivers them onto a horizontal discharge conveyor.



*Rinser and Trough*

### 2. Product De-Puck

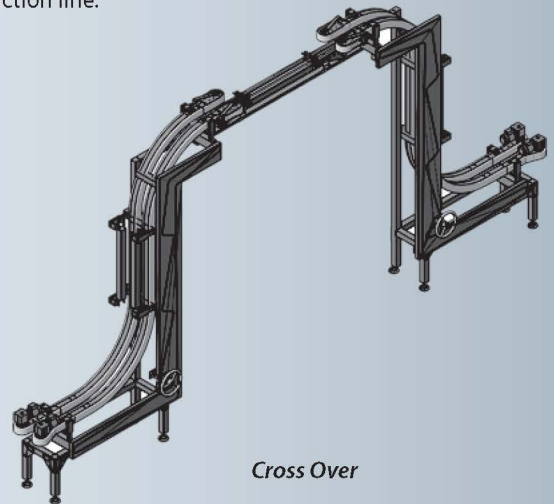
A simple depucking system can be achieved by fixing a short gripper conveyor above a plain chain conveyor. Filled bottles are removed from the puck when entering the gripper conveyor and are transferred to another conveyor for the capping process. The empty pucks are returned back to the start of the process to be filled with new empty bottles.



*Gripper Conveyor for product de-puck*

### 4. Creating Passage Way

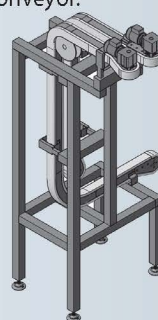
The Gripper picks up items from a horizontal infeed conveyor, brings product above head clearance and then declines and levels out to deliver them to a horizontal discharge conveyor. This type of Gripper allows access for operator and forklift trucks to both sides of a production line.



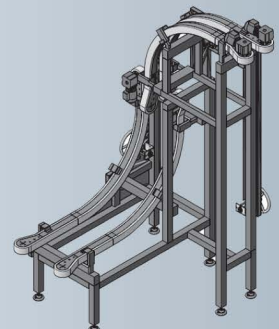
*Cross Over*

### 6. Change Orientation

The Gripper Upender changes the product orientation by 90°. It picks up items from an infeed conveyor and carries product up or down to a higher or lower elevation. After which it is delivered to a discharge conveyor.



*Simple Gripper Upender*



*Gripper Upender*

**For further information, contact us at:**

#### United Kingdom

Unit 9, The Christy Estate,  
Ivy Road, Aldershot, Hampshire,  
GU12 4TX, United Kingdom  
Tel: +44(0)-1252 369 818  
Fax: +44(0)-1252 369 802

#### United States

3601 La Grange Parkway  
Toano, VA 23168, USA  
Tel: +1 (757) 250-3413  
Fax: +1 (757) 250-3523

#### Malaysia

7, Jalan Saham 23/3,  
40000 Shah Alam,  
Selangor, Malaysia  
Tel: +60-3-5548 7333  
Fax: +60-3-5548 7222

#### Singapore

Blk 22, Woodlands Link  
#04-66 Singapore 738734  
Tel: +65-6257 0811  
Fax: +65-6257 3811

#### China

中国广东省东莞市南城区  
石鼓工业区A栋1楼11号  
邮政编码: 523070  
电话: +86-769-26984980  
传真: +86-769-26984979

Email: [info@mymodu.com](mailto:info@mymodu.com)

Website: [www.mymodu.com](http://www.mymodu.com)